


# Off-label reduced-dose apixaban does not reduce hemorrhagic risk in Taiwanese patients with nonvalvular atrial fibrillation

## A retrospective, observational study

I-Chih Chen, MD<sup>a,b</sup> , Wei-Ting Chang, MD<sup>c,d</sup>, Po-Chao Hsu, MD, PhD<sup>e</sup>, Ya-Lan Yeh, BS<sup>a,f</sup>, Syuan Zheng, MD<sup>g</sup>, Yuan-Chi Huang, MD<sup>g</sup>, Chih-Hsien Lin, MD<sup>c</sup>, Liang-Miin Tsai, MD<sup>a</sup>, Li-Jen Lin, MD<sup>a</sup>, Ping-Yen Liu, MD, PhD<sup>h,i</sup>, Yen-Wen Liu, MD, PhD<sup>h,i,\*</sup>

### Abstract

East Asians are reportedly at high risk of anticoagulant-related bleeding; therefore, some physicians prefer to prescribe low-dose direct oral anticoagulants (DOACs). Little is known about the therapeutic effectiveness and safety of off-label reduced-dose apixaban in East Asians with nonvalvular atrial fibrillation (AF). We aimed to investigate the effectiveness and safety of off-label reduced-dose apixaban in Taiwanese patients with nonvalvular AF.

This retrospective cohort study enrolled 1073 patients with nonvalvular AF who took apixaban between July 2014 and October 2018 from 4 medical centers in southern Taiwan. The primary outcomes included thromboembolic events (stroke/transient ischemic attack or systemic embolism), major bleeding, and all-cause mortality.

Among all patients, 826 (77%) patients were classified as the “per-label adequate-dose” treatment group (i.e., consistent with the Food and Drug Administration label recommendations) while 247 (23%) patients were the “off-label reduced-dose” treatment group. The mean follow-up period was  $17.5 \pm 13$  months. The “off-label reduced-dose” group did not have a lower major bleeding rate than the “per-label adequate-dose” group (4.8% vs 3.8%, adjusted hazard ratio [HR] 1.20, 95% confidence interval [CI] 0.69–2.09), but had a nonsignificantly higher incidence of thromboembolic events (4.23% vs 3.05%, adjusted HR: 1.29, 95% CI: 0.71–2.34).

An off-label reduced-dose apixaban treatment strategy may not provide incremental benefits or safety for Taiwanese patients with nonvalvular AF.

**Abbreviations:** AF = atrial fibrillation, CKD = chronic kidney disease, CRNMB = clinically relevant non-major bleeding, DOAC = direct oral anticoagulant, eGFR = estimated glomerular filtration rate, ICH = intracranial hemorrhage, ISTH = International Society on thrombosis and hemostasis, SE = systemic embolism, TIA = transient ischemic attack, VKA = vitamin K antagonist.

**Keywords:** direct oral anticoagulant, nonvalvular atrial fibrillation, off-label reduced-dose apixaban, stroke

## 1. Introduction

Atrial fibrillation (AF) is a major cause of morbidity and mortality in adults because it carries a 4- to 5-fold increased

risk of stroke.<sup>[1–4]</sup> Oral anticoagulant therapy is recommended in all AF patients with additional risk factors in order to reduce the risk of stroke or systemic embolism (SE).<sup>[3,4]</sup> However, compared to Caucasian populations, East Asian patients taking

Editor: Mihnea-Alexandru Găman.

This work was supported by a grant from the National Cheng Kung University-Show Chwan Health Care System R&D Project (grant number: B-ER-108-096).

All relevant data are within the paper and its Supporting Information files.

The authors have no conflicts of interests to disclose.

All data generated or analyzed during this study are included in this published article and its supplementary information files.

<sup>a</sup> Department of Internal Medicine, Division of Cardiology, Tainan Municipal Hospital, <sup>b</sup> Department of Pharmacy, Chia Nan University of Pharmacy and Science, <sup>c</sup> Department of Internal Medicine, Division of Cardiology, Chi-Mei Medical Center, <sup>d</sup> Department of Biotechnology, Southern Taiwan University of Science and Technology, Tainan, <sup>e</sup> Department of Internal Medicine, Division of Cardiology, Kaohsiung Medical University Hospital, Kaohsiung Medical University, Kaohsiung, <sup>f</sup> Chang Gung University of Science and Technology, Chiayi Campus, <sup>g</sup> Department of Medicine, <sup>h</sup> Department of Internal Medicine, Division of Cardiology, National Cheng Kung University Hospital, <sup>i</sup> Institute of Clinical Medicine, College of Medicine, National Cheng Kung University, Tainan, Taiwan.

\* Correspondence: Yen-Wen Liu, Department of Internal Medicine, Division of Cardiology, National Cheng Kung University Hospital, College of Medicine, National Cheng Kung University, 138 Sheng-Li Rd. North District, Tainan 70403, Taiwan (e-mail: wen036030@gmail.com).

Copyright © 2021 the Author(s). Published by Wolters Kluwer Health, Inc.

This is an open access article distributed under the terms of the Creative Commons Attribution-Non Commercial License 4.0 (CCBY-NC), where it is permissible to download, share, remix, transform, and build upon the work provided it is properly cited. The work cannot be used commercially without permission from the journal.

How to cite this article: Chen IC, Chang WT, Hsu PC, Yeh YL, Zheng S, Huang YC, Lin CH, Tsai LM, Lin LJ, Liu PY, Liu YW. Off-label reduced-dose apixaban does not reduce hemorrhagic risk in Taiwanese patients with nonvalvular atrial fibrillation: a retrospective, observational study. *Medicine* 2021;100:23(e26272).

Received: 6 February 2021 / Received in final form: 14 May 2021 / Accepted: 24 May 2021

<http://dx.doi.org/10.1097/MD.00000000000026272>

vitamin K antagonists (VKAs) have been shown to be vulnerable to bleeding, including intracranial hemorrhage (ICH).<sup>[1,5–9]</sup>

Direct oral anticoagulants (DOACs) represent a major advance in stroke prevention in patients with AF. Compared with VKAs, DOACs demonstrate equivalent efficacy of stroke and SE prevention but are associated with fewer major or minor bleeding events.<sup>[10–14]</sup> Nevertheless, although each DOAC has its own dose reduction criteria, many East Asian physicians still prefer to prescribe “reduced-dose” DOACs, which do not comply with dose reduction criteria for stroke prevention in AF patients.<sup>[14–16]</sup> This practice may be associated with physicians’ fear of bleeding based on their previous VKA experience. However, it is shown that inappropriate dose reduction could decrease the efficacy of stroke prevention but it may not reduce major bleeding events.<sup>[14–16]</sup>

Although nowadays, there are several large population-based database cohort studies investigating the effectiveness and safety of DOACs in Asians,<sup>[17–21]</sup> it is worth noting that these retrospective nationwide database studies may have many weaknesses and limitations,<sup>[22]</sup> such as unverified and incorrect diagnosis and/or outcome coding, unmeasured confounding variables, etc. In addition, some studies using the same nationwide data have the opposite results.<sup>[19,21]</sup> Therefore, to avoid the major limitations of the nationwide database studies, we conducted this retrospective cohort study to carefully review all medical records to investigate the safety and effectiveness of off-label reduced-dose apixaban administration in nonvalvular AF patients in Taiwan. In this study, we focused in particular on clinical outcomes associated with stroke and systemic emboli prevention and bleeding risk.

## 2. Methods

### 2.1. Study design and participants

In this multicenter, retrospective cohort study, we enrolled consecutive eligible nonvalvular AF patients taking apixaban at 4 hospitals in southern Taiwan, including National Cheng Kung University Hospital, Tainan Municipal Hospital, Kaohsiung Medical University Chung-Ho Memorial Hospital, and Chi-Mei Medical Center, between July 2014 and October 2018. This study adhered to the Declaration of Helsinki and was approved by the Human Research and Ethics Committee of the National Cheng Kung University Hospital (IRB number: B-ER-108–096). Because this was a retrospective study and all data were fully anonymized, the Human Research and Ethics Committee of National Cheng Kung University Hospital waived the requirement for informed consent.

The included patients have to meet all the following inclusion criteria:

1. age  $\geq$  20 years,
2. diagnosis of nonvalvular AF,
3. oral anticoagulation with apixaban, and
4. follow-up for at least 3 months or longer after the first prescription of apixaban.

Those patients would be excluded if one of the following exclusion criteria was met:

1. chronic kidney disease (CKD), stage 5 (estimated glomerular filtration rate [eGFR]  $<$  15 mL/min/1.73 m<sup>2</sup>), with or without on dialysis,

2. metallic heart valve implantation,
3. rheumatic mitral stenosis,
4. moderate or severe mitral stenosis,
5. severe hepatic disease,
6. high risk for thrombophilia, and
7. severe thrombocytopenia (platelet count  $<$  20,000/ $\mu$ L).

Those eligible patients were categorized into 2 groups:

1. The per-label adequate-dose group (defined as apixaban 5 mg twice daily or 2.5 mg twice daily per the Food and Drug Administration label recommendations: in patients having at least 2 of the following criteria: age  $\geq$  80 years, body weight  $\leq$  60 kg, or serum creatinine value  $\geq$  1.5 mg/dL) and
2. The off-label reduced-dose group (defined as apixaban 2.5 mg twice daily, but not consistent with Food and Drug Administration label recommendations).

All clinical information on co-morbidities, medical history, laboratory test results, current medication, and the CHA<sub>2</sub>DS<sub>2</sub>-VASc and HAS-BLED scores was obtained by careful review of the medical records of each patient. The clinical endpoint events were collected by medical chart reviews or phone calls to medical records.

### 2.2. Clinical outcomes

**2.2.1. Primary and secondary effectiveness endpoints.** The primary effectiveness endpoint was defined as the occurrence of a composite outcome of stroke, including ischemic or hemorrhagic, transient ischemic attack (TIA), or SE. The secondary endpoints were the occurrence of all-cause mortality and each component of the primary endpoints.

**2.2.2. Primary safety endpoint.** According to the criteria of the International Society on thrombosis and hemostasis (ISTH),<sup>[23]</sup> the primary safety endpoints were major bleeding, defined as:

1. clinically overt bleeding accompanied by a decrease in the hemoglobin level of at least 2 g/dL or transfusion of at least 2 units of packed red blood cells,
2. the occurrence of bleeding at a critical site, or
3. resulting in death.

The occurrence of clinically relevant non-major bleeding (CRNMB) and minor bleeding events were also recorded and compared between these 2 groups. CRNMB included clinically overt bleeding that did not meet the criteria for major bleeding but did lead to hospitalization, physician-guided medical or surgical treatment, or a change in antithrombotic therapy, as described previously.<sup>[23]</sup>

**2.2.3. Outcome measures for high risk bleeding groups.** Because elderly nonvalvular AF patients, the patients with moderate to severe renal impairment (defined as CKD, stage 3 and 4) or previous stroke are more prone to embolism and major bleeding,<sup>[24–28]</sup> we did subgroup analyses to investigate the effectiveness of treatment for stroke/SE prevention and the bleeding risk associated with off-label reduced-dose apixaban for these high-risk patients.

### 2.3. Statistical analyses

All the variables were presented as the mean  $\pm$  standard deviation. The dichotomous data were presented as numbers (percentages). We compared demographic and clinical baseline

**Table 1**  
Baseline demographic and clinical characteristics of overall AF population.

	Per-label adequate dose N=826 (77%)	Off-label reduced dose N=247 (23%)	P
Age (yr)	75.1 ± 10.5	76.5 ± 8.3	.07
Male (%)	53%	52%	.67
Body weight (kg)	62.4 ± 12.4	63.3 ± 11.7	.31
Age ≥75yr	457 (55.3%)	165 (66.8%)	.001
History of CAD	193 (23.4%)	60 (24.3%)	.76
History of CHF	236 (28.6%)	62 (25.1%)	.29
History of diabetes	258 (31.2%)	95 (38.5%)	.03
History of hypertension	607 (73.5%)	196 (79.4%)	.06
History of stroke/TIA	286 (34.6%)	98 (39.7%)	.15
History of liver cirrhosis	17 (2.1%)	9 (3.6%)	.16
Use of antiplatelet drug	56 (6.8%)	18 (7.3%)	.78
Creatinine clearance	68.2 ± 28.5	65.1 ± 26.1	.13
Renal impairment (eGFR <50 mL/min/1.73 m <sup>2</sup> )	226 (27.4%)	69 (27.9%)	.86
CHA <sub>2</sub> DS <sub>2</sub> -VASc	4.1 ± 1.8	4.5 ± 1.6	.02
HAS-BLED score	2.3 ± 1.1	2.5 ± 1.1	.02

CAD = coronary artery disease, CHA<sub>2</sub>DS<sub>2</sub>-VASc = congestive heart failure, hypertension, age ≥75 years, diabetes mellitus, prior stroke or transient ischemic attack or thromboembolism, vascular disease, age 65–74 years, sex category, CHADS<sub>2</sub> = congestive heart failure, hypertension, age ≥75 years, diabetes mellitus, prior stroke or transient ischemic attack or thromboembolism, CHF = congestive heart failure, eGFR = estimated glomerular filtration rate, HAS-BLED = hypertension, abnormal renal and liver function, stroke, bleeding, labile international normalized ratios, older adult (age ≥75 years), drugs and alcohol, TIA = transient ischemic attack.

characteristics among the patients of these 2 groups by using Pearson Chi-Squared test/Fisher exact test and Student *t* test for categorical variables and continuous variables, respectively. If more than one endpoint occurred within the follow-up period, only the first event was considered for analysis. The Kaplan–Meier method was used with a log-rank test to compare survival rates between strata. Cumulative events of clinical outcomes were assessed using the Cox proportional hazards model. To control for confounding factors, we performed a multi-variate Cox regression model as following: univariate Cox regression analysis was performed to evaluate factors in relation to the primary effectiveness endpoint and the primary safety endpoint. Factors

with  $P < .1$  on univariate analysis were considered in the multivariate Cox regression analysis to estimate the adjusted hazard ratio (HR) with 95% confidence intervals (CI). Differences were considered statistically significant at a  $P$  value of  $< .05$ . All statistical analyses were performed using SPSS software (Version 24.0, SPSS Inc., Chicago, IL).

### 3. Results

A total of 1073 patients were included in this study; 826 (77%) patients (age 75.1 ± 10.5 years, male 53%) were classified into the per-label adequate-dose group and 247 (23%) patients (age 76.5 ± 8.3 years, male 52%) were classified into the off-label reduced-dose group. There was no significant difference in most baseline demographic and clinical characteristics between these 2 groups. Nevertheless, those patients taking off-label reduced-dose apixaban had a higher prevalence of diabetes mellitus, and higher CHA<sub>2</sub>DS<sub>2</sub>-VAsC and HAS-BLED scores (Table 1).

#### 3.1. Clinical outcomes

**3.1.1. Primary and secondary effectiveness outcomes.** The median follow-up duration was 15.1 months (interquartile range, 7.7–25.6). Compared with the per-label adequate-dose group, the off-label reduced-dose group had a higher risk of the primary effectiveness outcome of stroke/TIA or SE (per-label adequate-dose vs off-label reduced-dose: 3.05% vs 4.23%; HR: 1.45, 95% CI: 0.80–2.61; adjusted HR: 1.29, [after adjusting for age, diabetes mellitus, and CHA<sub>2</sub>DS<sub>2</sub>-VAsC score], 95% CI: 0.71–2.34), the difference of the primary effectiveness endpoint did not reach statistical significance though (Table 2 and Fig. 1). Furthermore, for the secondary endpoints, including all-cause mortality (per-label adequate-dose vs off-label reduced-dose: 3.30% vs 2.46%; HR: 0.78, 95% CI: 0.39–1.57) and each component of the primary effectiveness outcomes, there was no significant difference, neither (Table 2).

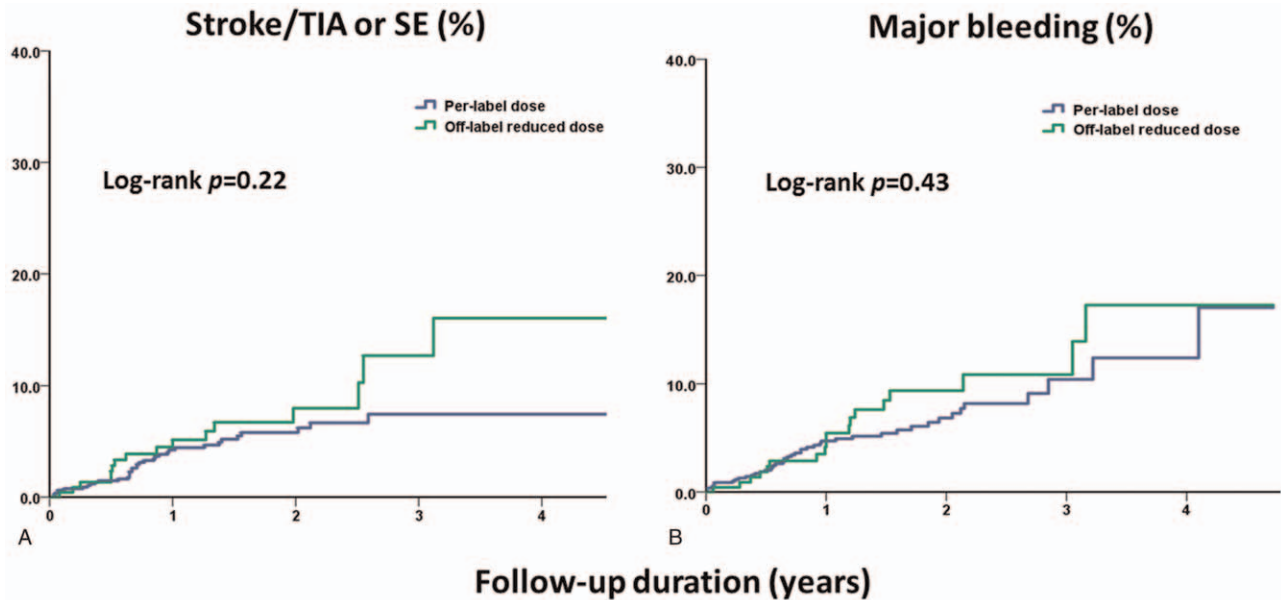
**3.1.2. Safety outcomes.** Importantly, compared to the per-label adequate-dose group, the off-label reduced-dose group did not have a lower bleeding risk (Table 2 and Fig. 1). The risks of major bleeding (per-label adequate-dose vs off-label reduced-dose: 3.81% vs 4.76%; HR: 1.25, 95% CI: 0.72–2.16; adjusted HR:

**Table 2**  
Effectiveness and safety outcomes of overall AF population.

	Per-label adequate dose N=826 (77%)	Off-label reduced dose N=247 (23%)	Crude HR (95% CI)	Adjusted HR* (95% CI)
Stroke/TIA or SE, n (%)	36 (3.05)	16 (4.23)	1.45 (0.80–2.61)	1.29 (0.71–2.34)
Ischemic stroke, n (%)	22 (1.86)	10 (2.64)	1.24 (0.58–2.66)	
Hemorrhagic stroke, n (%)	10 (0.85)	5 (1.32)	1.52 (0.52–4.47)	
All cause death, n (%)	39 (3.30)	10 (2.64)	0.78 (0.39–1.57)	
Stroke/TIA/SE and all cause death, n (%)	74 (6.27)	26 (6.87)	1.04 (0.66–1.63)	
Major bleeding, n (%)	45 (3.81)	18 (4.76)	1.25 (0.72–2.16)	1.20 (0.69–2.09)
Fatal bleeding, n (%)	9 (0.76)	1 (0.26)	0.33 (0.04–2.58)	
ICH, n (%)	10 (0.85)	4 (1.06)	1.20 (0.38–3.86)	
GI bleeding, n (%)	31 (2.62)	14 (3.70)	1.24 (0.65–2.35)	
Clinically relevant non-major bleeding, n (%)	81 (6.86)	28 (7.40)	0.96 (0.62–1.48)	
Minor bleeding, n (%)	109 (9.23)	34 (8.98)	0.84 (0.57–1.24)	
Net clinical outcome Stroke/TIA or SE or major bleeding, n (%)	71 (6.01)	30 (7.93)	1.20 (0.78–1.85)	
Stroke/TIA or SE or major bleeding or all cause death, n (%)	102 (8.64)	38 (10.04)	1.09 (0.75–1.59)	

GI bleeding = gastrointestinal bleeding, HR = hazard ratio, ICH = intracranial hemorrhage, TIA = transient ischemic attack, SE = systemic embolism.

\* Adjusted for age, diabetes mellitus, CHA<sub>2</sub>DS<sub>2</sub>-VAsC and HAS-BLED scores.



**Figure 1.** The cumulative incidence curves of stroke/transient ischemic attack (TIA) or systemic emboli (SE) and major bleeding for all atrial fibrillation (AF) patients. (A) Compared with the per-label dose group (blue line), the off-label reduced-dose group (green line) had a higher but nonsignificant risk of the composite outcome of stroke/TIA or SE. (B) The major bleeding rate was not lower in the off-label reduced-dose group.

1.20, [after adjusting for age, diabetes mellitus and HAS-BLED score], 95% CI: 0.69–2.09), CRNMB (per-label adequate-dose vs off-label reduced-dose: 6.86% vs 7.40%; HR: 0.96, 95% CI: 0.62–1.48), and minor bleeding (per-label adequate-dose vs off-label reduced-dose: 9.23% vs 8.98%; HR: 0.84, 95% CI: 0.57–1.24) were similar between these 2 groups (Table 2).

### 3.2. Effectiveness and safety outcomes of high risk bleeding groups (Fig. 2)

**3.2.1. Elderly patients (age  $\geq 80$  years).** There were 432 elderly patients (age  $\geq 80$  years) in this study. The majority ( $n=344$ , 80% of the elderly patients) took per-label adequate-dose apixaban for stroke/SE prevention. There were no significant differences in the incidence of either major bleeding or CRNMB between the per-label adequate-dose apixaban group and the off-label reduced-dose apixaban group. However, those elderly patients taking off-label reduced-dose apixaban seemed to have more ischemic stroke events than those elderly patients taking per-label adequate-dose apixaban (per-label adequate-dose vs off-label reduced-dose: 1.32% vs 4.32%; HR: 3.29, 95% CI: 1.00–10.81;  $P=.05$ ) (Fig. 2).

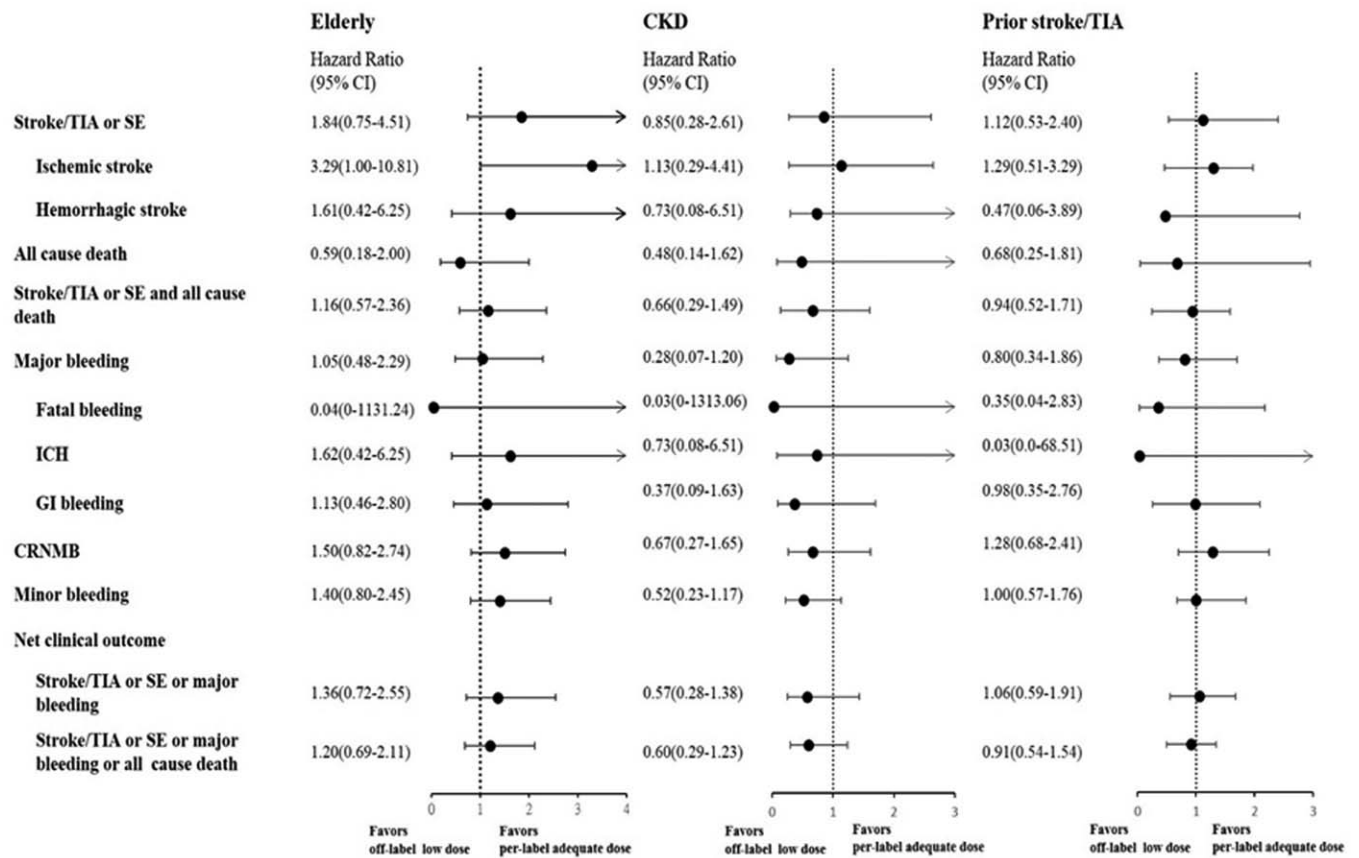
**3.2.2. Patients with moderately to severely impaired renal function (eGFR  $<50$  mL/min/1.73 m<sup>2</sup> and  $\geq 15$  mL/min/1.73 m<sup>2</sup>).** We included 295 patients with moderately to severely impaired renal function. Those CKD patients (stage 3 and 4) taking off-label reduced-dose apixaban ( $n=69$ , 23%) had fewer major bleeding events than those in the per-label adequate-dose group ( $n=226$ , 77%), mainly resulting from less major GI bleeding. However, owing to the limited number of CKD patients, the difference was not statistically significant. No significant difference was found between the per-label adequate-dose and off-label reduced-dose groups in endpoints for stroke/TIA or SE (Fig. 2).

**3.2.3. Patients with previous stroke/TIA.** We enrolled 384 patients with previous stroke or TIA. 286 patients (74%) took per-label adequate-dose apixaban and 98 (26%) took off-label reduced-dose apixaban. The prevalence of liver cirrhosis (per-label adequate-dose vs off-label reduced-dose: 2.1% vs 7.1%;  $P=.017$ ) and HAS-BLED score (per-label adequate-dose vs off-label reduced-dose:  $2.9 \pm 1.0$  vs  $3.2 \pm 1.0$ ;  $P=.007$ ) were significantly higher in the off-label reduced-dose group than in the per-label adequate-dose group. No significant difference was found in measures of stroke/TIA or SE prevention between these 2 groups (per-label adequate-dose vs off-label reduced-dose: 5.02% vs 6.05%; HR: 1.12, 95% CI: 0.53–2.4;  $P=.76$ ). Owing to the limited numbers of hemorrhagic stroke events, the difference of hemorrhagic stroke between the off-label reduced-dose and the per-label adequate-dose groups did not reach the statistical significance (per-label adequate-dose vs off-label reduced-dose: 1.37% vs 0.61%; HR: 0.47, 95% CI: 0.06–3.89;  $P=.48$ ) (Fig. 2). Furthermore, ICH occurred in 6 patients in the per-label adequate-dose group, but no ICH occurred in the off-label reduced-dose group.

## 4. Discussion

This study is the first to investigate the effectiveness of stroke/TIA or SE prevention and the bleeding risk associated with off-label reduced-dose apixaban, a prominent DOAC, in East Asian patients with nonvalvular AF. The results showed that, compared to those patients taking per-label adequate-dose apixaban, the patients treated with off-label reduced-dose apixaban had no reduced risk of major bleeding and CRNMB but tended to have more embolic events. Our results suggest that off-label reduced-dose apixaban may not reduce either major or minor bleeding risk but may increase embolic events in East Asians, even though these patients may be prone to higher bleeding risk.





**Figure 2.** Efficacy and safety outcomes of high-risk bleeding groups. Compared to the per-label dose group, these high bleeding risk patients taking off-label reduced dose apixaban did not have better efficacy outcomes or lower bleeding rates. The net clinical outcome was not better in the off-label reduced dose group. TIA = transient ischemic attack, SE = systemic embolism, ICH = intracranial hemorrhage, GI bleeding = gastrointestinal bleeding.

Although the prescription of DOACs has changed the landscape for stroke/SE prevention in nonvalvular AF patients, in real-world practice, the prescription of off-label reduced-dose DOACs is common, especially in East Asian countries. This may be because East Asians with nonvalvular AF have a higher major bleeding risk, especially ICH, than Caucasians.<sup>[11,12]</sup> Therefore, East Asian physicians tend to prescribe “reduced-dose” DOACs for stroke/SE prevention. Nevertheless, it is still uncertain whether reduced-dose DOACs for East Asian patients will decrease the effectiveness of stroke/SE prevention or provide any safety benefits.<sup>[15,29–33]</sup> Li et al<sup>[31]</sup> showed that, compared with warfarin, apixaban 2.5 mg twice daily was associated with a lower risk of stroke/SE and major bleeding after 1:1 propensity score matching. Additionally, data from the Taiwan National Health Insurance Database, which represents 99% of the Taiwanese population, showed that lower doses of DOACs, including apixaban, were also associated with a reduced risk of ischemic stroke, SE, death, and intracranial bleeding, compared with warfarin.<sup>[17]</sup> In contrast, a Korean cohort study suggested that the off-label use of reduced DOAC doses in a subgroup of younger patients (< 75 years of age) without CKD had no beneficial effects over warfarin.<sup>[20]</sup> Nevertheless, we have to recognize that because the Taiwanese physicians used to prescribe lower doses of warfarin and the time in therapeutic range was low, we could not obtain very informative results when we used National Health Insurance Database data to compare the

effectiveness and safety outcomes between the following 2 groups: standard dose DOACs vs warfarin and reduced dose DOACs vs warfarin.

We showed that approximately 23% of patients with nonvalvular AF from southern Taiwan took off-label reduced-dose apixaban. The prevalence of off-label reduced-dose DOAC prescriptions was not extremely high and was even lower than the reported data.<sup>[34,35]</sup> Notably, in this study, the reported risk of stroke/TIA or SE and major bleeding per year for apixaban in the per-label adequate-dose treatment group were 3.05% and 3.81%, respectively, which were higher than those in the East Asian subgroup analysis of the ARISTOTLE trial,<sup>[36]</sup> (2.52% and 2.02% per year, respectively). In a Japanese postmarketing surveillance study, the STANDARD study,<sup>[37]</sup> the incidence rate of ischemic stroke/TIA or SE and major hemorrhage was 1.00% and 2.36% per year, respectively, in the overall nonvalvular AF patients treated with apixaban. These results may imply a higher risk of emboli as well as bleeding in the cohort of the present study, which is compatible with the higher CHA<sub>2</sub>DS<sub>2</sub>-VASC and HAS-BLED scores of our patients. Notwithstanding, in most of the previously published studies, these enrolled Asian patients were not categorized into 2 groups based on whether they took per-label reduced-dose apixaban or off-label reduced-dose apixaban. Therefore, it would be difficult to determine whether the “reduced-dose” DOAC strategy is a good option for Asian patients.

A Real-Life study,<sup>[38]</sup> an Israeli health care database, showed the underdosing apixaban group was not associated with increased risk of ischemic stroke/SE compared with the standard dose apixaban group after controlling for confounders. However, the risk of major bleeding was still higher in the underdosing apixaban group. Furthermore, according to the results of a sub-analysis of the STANDARD study,<sup>[39]</sup> the incidences of thromboembolic and major hemorrhagic events were numerically highest in the recommended reduced-dose group (1.69% and 3.30% per year) followed by the non-recommended reduced-dose group (0.95% and 2.50% per year) and the standard-dose group (0.70% and 2.00% per year). In a multivariate analysis, apixaban dose was not independently associated with these outcome events.<sup>[39]</sup> On the contrary, a recently published Korean nationwide claims database<sup>[40]</sup> had the opposite results, showing higher risks of ischemic stroke, all-cause death, and composite clinical outcomes in the off-label underdosed apixaban group than the on-label standard dose group, but both had comparable risks of major bleeding. These trials all used the standard-dose apixaban group as the reference but yielded different and diverse results. In the present study, differently, we compared the clinical outcomes between per-label adequate-dose and off-label reduced-dose apixaban groups and tried to figure out whether Asian patients could get benefits from the “off-label reduced-dose” DOAC strategy.

There are several major limitations of these nationwide database studies, including misclassification bias, that is, coding errors and intentionally “upcoding” of the underlying comorbidities, diagnosis and outcomes, and significant but unmeasured variables.<sup>[22]</sup> Therefore, these studies easily led to different results and different conclusions. To overcome these limitations of large database studies, we conducted a real-world retrospective cohort study to generate real-world evidence. We carefully reviewed all the medical records of every enrolled patient so that we were able to clearly distinguish any difference between off-label and per-label reduced-dose apixaban treatment groups, which could not be achieved in the large nationwide cohort research. We showed that off-label reduced-dose apixaban treatment was associated with a nonsignificantly higher thromboembolic event rate and did not decrease either major or minor bleeding events.

Different from the global randomized control studies, the value of real-world observation is to provide clinical evidences in patients who were excluded at the beginning.<sup>[41,42]</sup> Given that the scanty evidence was available to investigate the “reduced-dose” DOACs strategy in patients with AF and co-morbidities. In the subgroup analysis, we focused on 3 special populations including patients with nonvalvular AF and concomitant old age (age  $\geq 80$  years), moderate to severe CKD ( $15 \text{ mL/min/1.73m}^2 \leq \text{eGFR} < 50 \text{ mL/min/1.73m}^2$ ) or previous stroke/TIA. Previous literature revealed that these populations were at a higher risk of recurrent thromboembolism and bleeding.<sup>[43,44]</sup> As a result, the balance between stroke prevention and bleeding risk in such patients is crucial and challenging. In our subgroup analysis, the off-label reduced-dose apixaban group did not have a decreased bleeding risk compared with the per-label adequate-dose group. Furthermore, our results indicated that the elders receiving off-label reduced-dose apixaban tended to have more ischemic stroke events than those receiving per-label adequate-dose apixaban (Fig. 2). The previous evidences<sup>[44]</sup> demonstrate that as age increases, the risk of stroke increases more rapidly than the risk of bleeding. However, when treatment with VKA, the bleeding risk starts to outweigh ischemic stroke at around the age of 55, and

this trend increases steeply at around the age of 75.<sup>[44]</sup> Nonetheless, this phenomenon varied in different DOACs. According to the results of global trials, apixaban and edoxaban showed consistently lower rates of major bleeding compared to warfarin in all age groups but dabigatran and rivaroxaban did not. Therefore, based on our findings, we cannot recommend the off-label reduced-dose apixaban strategy for East Asians, especially Taiwanese, even though they are at high risk of bleeding.

#### 4.1. Limitations

This study has several limitations, including that the sample size was limited, which may have decreased the statistical power to reach reliable conclusions. The study is also retrospective and does not allow the inference of causality. A higher rate of prevalent diabetes mellitus and higher CHA<sub>2</sub>DS<sub>2</sub>-VASc as well as HAS-BLED scores in the off-label reduced-dose group may have affected the present results. However, the sample size was not sufficient for propensity score matching. Therefore, we performed multivariate Cox regression models that were adjusted for age, diabetes mellitus, and CHA<sub>2</sub>DS<sub>2</sub>-VASc score or HAS-BLED score. Finally, the possibility of selection bias and incomplete patient records could not be excluded. Additional prospective studies are warranted to confirm the results of this study.

#### 5. Conclusions

Applying an off-label reduced-dose apixaban treatment strategy may not provide incremental benefits or safety for Taiwanese patients with NVAF. Further studies are warranted to identify the optimal dose of DOACs in Asian individuals with NVAF.

#### Author contributions

**Conceptualization:** I-Chih Chen, Yen-Wen Liu.

**Data curation:** I-Chih Chen, Yen-Wen Liu, Wei-Ting Chang, Po-Chao Hsu, Ya-Lan Yeh, Syuan Zheng, Yuan-Chi Huang, Chih-Hsien Lin.

**Formal analysis:** I-Chih Chen.

**Supervision:** Yen-Wen Liu, Li-Jen Lin, Liang-Miin Tsai, Li-Jen Lin, Ping-Yen Liu.

**Writing – original draft:** I-Chih Chen, Yen-Wen Liu, Wei-Ting Chang.

**Writing – review & editing:** Yen-Wen Liu.

#### References

- [1] Lip GY, Wang KL, Chiang CE. Nonvitamin K antagonist oral anticoagulants (NOACs) for stroke prevention in asian patients with atrial fibrillation: time for a reappraisal. *Int J Cardiol* 2015;180:246–54.
- [2] Chiang CE, Wang KL, Lip GY. Stroke prevention in atrial fibrillation: an Asian perspective. *Thromb Haemost* 2014;111:789–97.
- [3] Chang CH, Yang YH, Chen JH, et al. Cost-effectiveness of dabigatran etexilate for the prevention of stroke and systemic embolism in atrial fibrillation in Taiwan. *Thromb Res* 2014;133:782–9.
- [4] Nattel S, Guasch E, Savelieva I, et al. Early management of atrial fibrillation to prevent cardiovascular complications. *Eur Heart J* 2014;35:1448–56.
- [5] Lin LJ, Cheng MH, Lee CH, et al. Compliance with antithrombotic prescribing guidelines for patients with atrial fibrillation—a nationwide descriptive study in taiwan. *Clin Ther* 2008;30:1726–36.
- [6] Shen AY, Yao JF, Brar SS, et al. Racial/ethnic differences in the risk of intracranial hemorrhage among patients with atrial fibrillation. *J Am Coll Cardiol* 2007;50:309–15.

- [7] Ma C. Current antithrombotic treatment in East Asia: some perspectives on anticoagulation and antiplatelet therapy. *Thromb Haemost* 2012;107:1014–8.
- [8] Wang KL, Lip GY, Lin SJ, et al. Nonvitamin K antagonist oral anticoagulants for stroke prevention in asian patients with nonvalvular atrial fibrillation: meta-analysis. *Stroke* 2015;46:2555–61.
- [9] Steinberg BA, Shrader P, Thomas L, et al. Off-label dosing of nonvitamin K antagonist oral anticoagulants and adverse outcomes: the orbit-af ii registry. *J Am Coll Cardiol* 2016;68:2597–604.
- [10] Connolly SJ, Ezekowitz MD, Yusuf S, et al. Dabigatran versus warfarin in patients with atrial fibrillation. *N Engl J Med* 2009;361:1139–51.
- [11] Patel MR, Mahaffey KW, Garg J, et al. Rivaroxaban versus warfarin in nonvalvular atrial fibrillation. *N Engl J Med* 2011;365:883–91.
- [12] Granger CB, Alexander JH, McMurray JJ, et al. Apixaban versus warfarin in patients with atrial fibrillation. *N Engl J Med* 2011;365:981–92.
- [13] Hori M, Connolly SJ, Zhu J, et al. Dabigatran versus warfarin: effects on ischemic and hemorrhagic strokes and bleeding in asians and nonasians with atrial fibrillation. *Stroke* 2013;44:1891–6.
- [14] Giugliano RP, Ruff CT, Braunwald E, et al. Edoxaban versus warfarin in patients with atrial fibrillation. *N Engl J Med* 2013;369:2093–104.
- [15] Nielsen PB, Skjoth F, Sogaard M, et al. Effectiveness and safety of reduced dose nonvitamin K antagonist oral anticoagulants and warfarin in patients with atrial fibrillation: propensity weighted nationwide cohort study. *BMJ* 2017;356:j510.
- [16] Ellis MH, Dotan SG, Hammerman A, et al. Appropriateness of nonvitamin K antagonist oral anticoagulant dose in patients with atrial fibrillation in israel: a population-based study. *Thromb Res* 2018;169:140–2.
- [17] Chan YH, See LC, Tu HT, et al. Efficacy and safety of apixaban, dabigatran, rivaroxaban, and warfarin in asians with nonvalvular atrial fibrillation. *J Am Heart Assoc* 2018;7:e008150.
- [18] Lee HF, Chan YH, Tu HT, et al. The effectiveness and safety of low-dose rivaroxaban in Asians with nonvalvular atrial fibrillation. *Int J Cardiol* 2018;261:78–83.
- [19] Chan YH, Kuo CT, Yeh YH, et al. Thromboembolic, bleeding, and mortality risks of rivaroxaban and dabigatran in Asians with nonvalvular atrial fibrillation. *J Am Coll Cardiol* 2016;68:1389–401.
- [20] Cho MS, Yun JE, Park JJ, et al. Outcomes after use of standard- and low-dose nonvitamin K oral anticoagulants in Asian patients with atrial fibrillation. *Stroke* 2019;50:110–8.
- [21] Lai CL, Chen HM, Liao MT, et al. Comparative effectiveness and safety of dabigatran and rivaroxaban in atrial fibrillation patients. *J Am Heart Assoc* 2017;6:e005362.
- [22] Hsieh CY, Su CC, Shao SC, et al. Taiwan's national health insurance research database: past and future. *Clin Epidemiol* 2019;11:349–58.
- [23] Kaatz S, Ahmad D, Spyropoulos AC, et al. Subcommittee on Control of Anticoagulation Definition of clinically relevant non-major bleeding in studies of anticoagulants in atrial fibrillation and venous thromboembolic disease in non-surgical patients: communication from the SSC of the ISTH. *J Thromb Haemost* 2015;13:2119–26.
- [24] Stroke Risk in Atrial Fibrillation Working Group Independent predictors of stroke in patients with atrial fibrillation: a systematic review. *Neurology* 2007;69:546–54.
- [25] Palareti G, Cosmi B. Bleeding with anticoagulation therapy - who is at risk, and how best to identify such patients. *Thromb Haemost* 2009;102:268–78.
- [26] Chiang CE, Okumura K, Zhang S, et al. 2017 consensus of the Asia Pacific Heart Rhythm Society on stroke prevention in atrial fibrillation. *J Arrhythm* 2017;33:345–67.
- [27] Chiang CE, Wu TJ, Ueng KC, et al. 2016 guidelines of the Taiwan Heart Rhythm Society and the Taiwan Society of cardiology for the management of atrial fibrillation. *J Formos Med Assoc* 2016;115:893–952.
- [28] Lip GY, Clementy N, Pericart L, et al. Stroke and major bleeding risk in elderly patients aged 75 years with atrial fibrillation: the Loire Valley atrial fibrillation project. *Stroke* 2015;46:143–50.
- [29] Yao X, Shah ND, Sangaralingham LR, et al. Nonvitamin K antagonist oral anticoagulant dosing in patients with atrial fibrillation and renal dysfunction. *J Am Coll Cardiol* 2017;69:2779–90.
- [30] Staerk L, Gerds TA, Lip GYH, et al. Standard and reduced doses of dabigatran, rivaroxaban and apixaban for stroke prevention in atrial fibrillation: a nationwide cohort study. *J Intern Med* 2018;283:45–55.
- [31] Li X, Keshishian A, Hamilton M, et al. Apixaban 5 and 2.5 mg twice-daily versus warfarin for stroke prevention in nonvalvular atrial fibrillation patients: comparative effectiveness and safety evaluated using a propensity-score-matched approach. *PLoS One* 2018;13:e0191722.
- [32] Lee SR, Lee YS, Park JS, et al. Label adherence for nonvitamin K antagonist oral anticoagulants in a prospective cohort of asian patients with atrial fibrillation. *Yonsei Med J* 2019;60:277–84.
- [33] Lee HF, Chan YH, Chang SH, et al. Effectiveness and safety of off-label dose-reduced oral anticoagulant and warfarin in cirrhotic patients with nonvalvular atrial fibrillation. *J Am Heart Assoc* 2019;8:e011112.
- [34] Maura G, Billionnet C, Drouin J, et al. Oral anticoagulation therapy use in patients with atrial fibrillation after the introduction of nonvitamin K antagonist oral anticoagulants: findings from the french healthcare databases, 2011–2016. *BMJ Open* 2019;9:e026645.
- [35] Arbel R, Sergienko R, Hammerman A, et al. Effectiveness and safety of off-label dose-reduced oral anticoagulants in atrial fibrillation. *Am J Med* 2019;132:847–55. e843.
- [36] Goto S, Zhu J, Liu L, et al. Efficacy and safety of apixaban compared with warfarin for stroke prevention in patients with atrial fibrillation from East Asia: a subanalysis of the apixaban for reduction in stroke and other thromboembolic events in atrial fibrillation (aristotle) trial. *Am Heart J* 2014;168:303–9.
- [37] Inoue H, Umeyama M, Yamada T, et al. Safety and effectiveness of apixaban in Japanese patients with nonvalvular atrial fibrillation in clinical practice: a regulatory postmarketing surveillance, the STAN-DARD study. *J Arrhythm* 2019;35:506–14.
- [38] Salameh M, Gronich N, Stein N, et al. Stroke and bleeding risks in patients with atrial fibrillation treated with reduced apixaban dose: a real-life study. *Clin Pharmacol Ther* 2020;108:1265–73.
- [39] Inoue H, Umeyama M, Yamada T, et al. Safety and effectiveness of reduced-dose apixaban in Japanese patients with nonvalvular atrial fibrillation in clinical practice: a sub-analysis of the standard study. *J Cardiol* 2020;75:208–15.
- [40] Lee SR, Choi EK, Park SH, et al. Off-label underdosed apixaban use in Asian patients with nonvalvular atrial fibrillation. *Eur Heart J Cardiovasc Pharmacother* 2021;pvab004.
- [41] Ntaios G, Papavasileiou V, Makaritsis K, et al. Real-world setting comparison of nonvitamin K antagonist oral anticoagulants versus vitamin K antagonists for stroke prevention in atrial fibrillation: a systematic review and meta-analysis. *Stroke* 2017;48:2494–503.
- [42] Kim HS, Lee S, Kim JH. Real-world evidence versus randomized controlled trial: clinical research based on electronic medical records. *J Korean Med Sci* 2018;33:e213.
- [43] Rost NS, Giugliano RP, Ruff CT, et al. Outcomes with edoxaban versus warfarin in patients with previous cerebrovascular events: findings from engage AF-TIMI 48 (effective anticoagulation with factor XA next generation in atrial fibrillation-thrombolysis in myocardial infarction 48). *Stroke* 2016;47:2075–82.
- [44] Katoa ET, Gotob S, Giugliano RP. Overview of oral antithrombotic treatment in elderly patients with atrial fibrillation. *Ageing Res Rev* 2019;49:115–24.